


## Jedoniañ 6hp Version

V/oct to Hz/V & Hz/V to V/oct converter and their respective S-trig/V-trig



### Features :

- 6HP Alu panel
- Stupid Breton name

Consumption :  
12v : 20mA // -12v : 20mA

# Use your «Hz/Volt · S-trig» synth as master CV/Gate Keyboard

Frekañs



Ledander



## Tune your system : Fig4 / from Hz/Volt to Volt/Oct

Listen to the output of the mixer (fig4.1) or the the output of your Hz/Volt Synth (fig 4.2), **begin with the knobs set as showed on the left**, then press C3 on your keyboard, you should hear the internal vcocs and the external vco, turn slowly the Frekans Knob (K3) until the vcocs are in tune on C3, then press C4 on the keyboard and slowly adjust Ledander Knob (K4) until the vco are in tune on C4, (1) then press C3 adjust a little again with Frekans knob, then (2) press C4 again and adjust Ledander knob, do (1) and (2) until C3 and C4 are perfectly in tune.

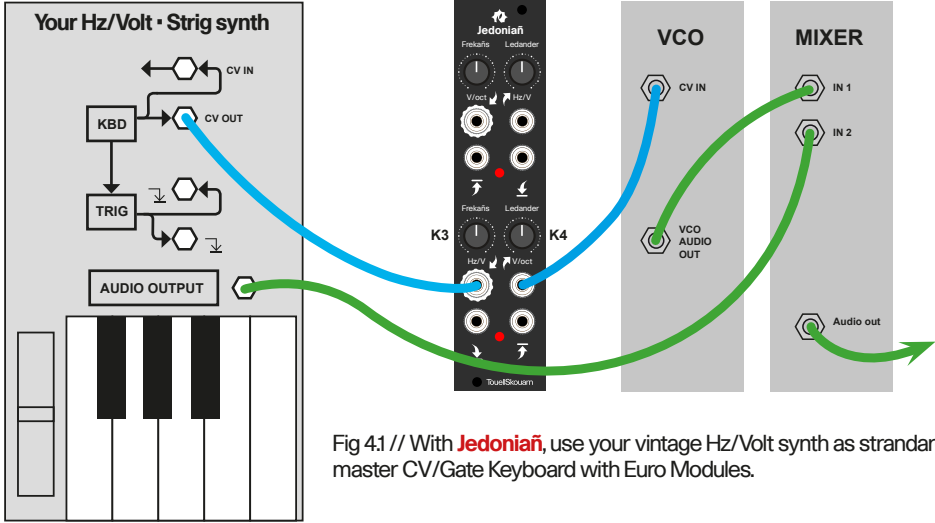


Fig 4.1 // With **Jedoniañ**, use your vintage Hz/Volt synth as standard master CV/Gate Keyboard with Euro Modules.

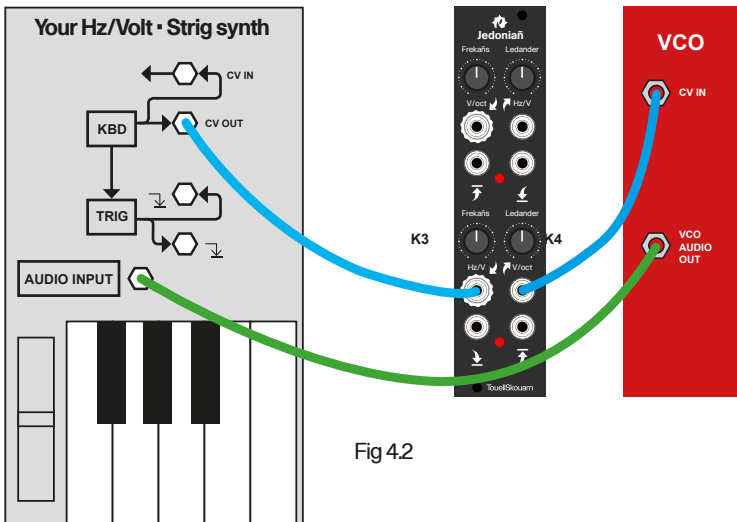


Fig 4.2

Use your « **Volt/Oct - V-Trig** » synth or midi controller keyboard to control « **Hz/Volt - S-trig** » synths

Frekañs



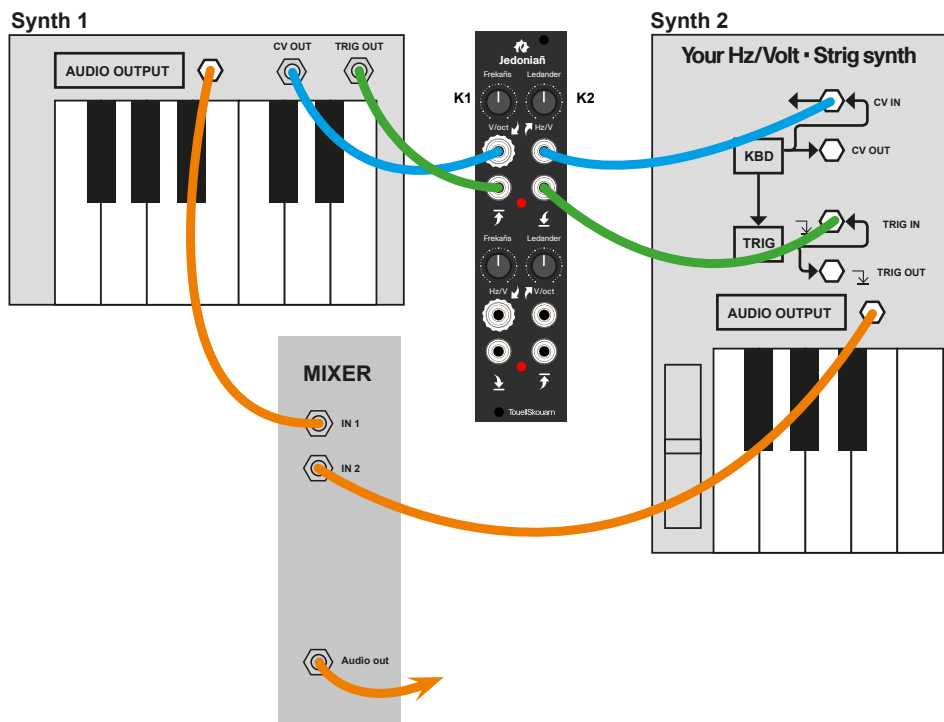
Ledander



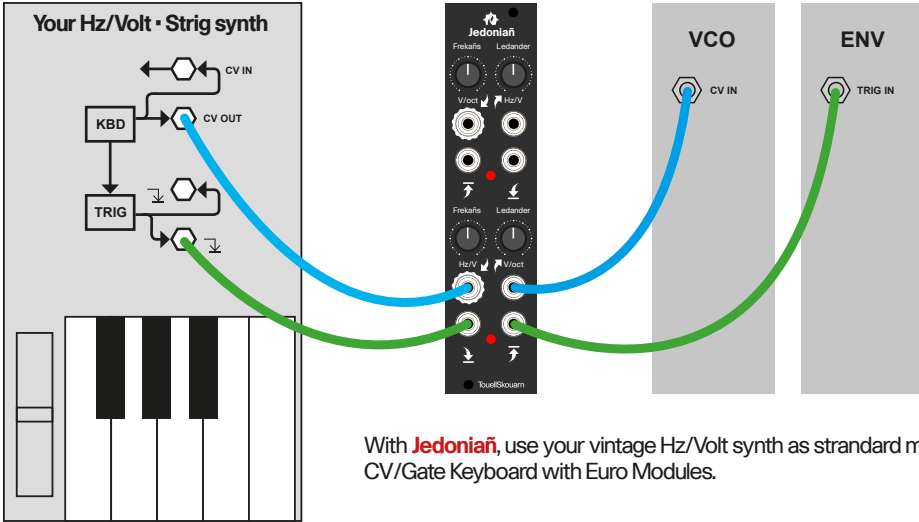
**Tune your system : Fig5 / from Volt/Oct to Hz/Volt**

Listen to the output of the mixer (fig 5.1), **begin with the knobs set as showed on the left**, then press C3 on your **volt/oct keyboard**, you should hear the synth 1 vco and the synth 2 vco, turn slowly the Frekans Knob (K1) until the vcOs are in tune on C3, then press C4 on the Synth 1 keyboard and slowly adjust Ledander Knob (k2) until the vco are in tune on C4, (1) then press C3 adjust a little again with Frekans knob, then (2) press C4 again and adjust Ledander knob, do (1) and (2) until C3 and C4 are perfectly in tune.

Fig 5 // With **Jedoniañi**, use your Standard « **Volt/Oct - V-Trig** » synth as master CV/Gate Keyboard to control Hz/Volt S-Trig synth



## 1/ Use your « Hz/Volt - S-trig » synth as master CV/Gate Keyboard



With **Jedoniañ**, use your vintage Hz/Volt synth as standard master CV/Gate Keyboard with Euro Modules.

## 2 / use your « Volt/Oct - V-Trig » synth or midi controller keyboard to control « Hz/Volt - S-trig » synths

With **Jedoniañ**, use your Standard « Volt/Oct - V-Trig » synth as master CV/Gate Keyboard to control Hz/Volt S-Trig synth (also work with any midi keyboard and a « **Midi to CV module** »)

